
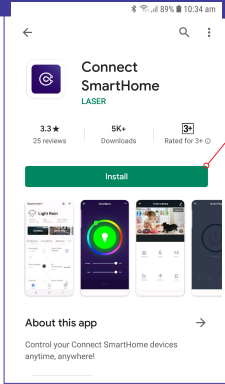


Manual RGB Smart Light

1 GET THE APP

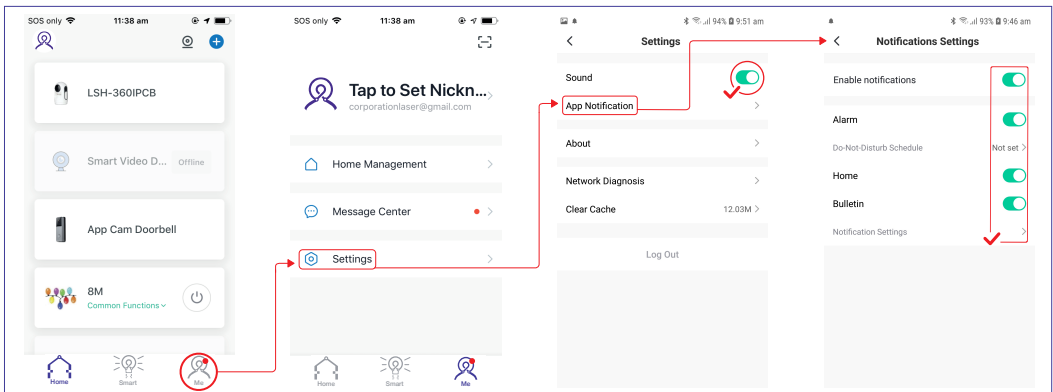


QR Code for
Downloading Apps



2 REGISTER OR LOGIN TO APP

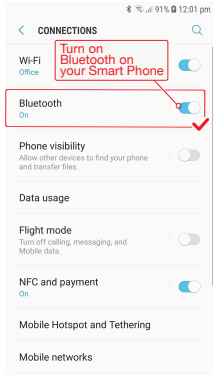
3 RECOMMENDED APP SETTINGS



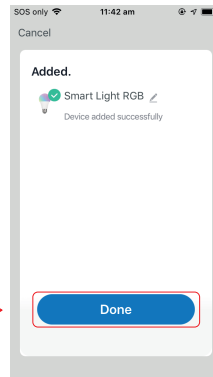
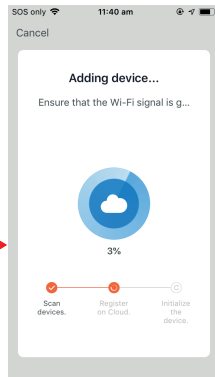
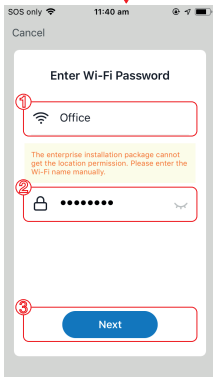
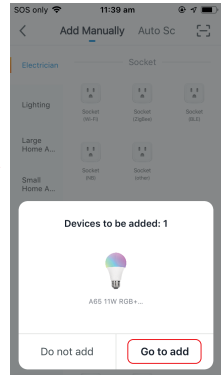
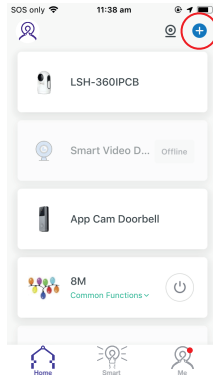
4 | CONNECTING LIGHT TO APP

METHOD ONE BLUETOOTH + WIFI

EASY



TIP: If setting up multiple lights, please connect one at a time.



TIP

If device not found please check

2.4GHz ✓ 5GHz ✗

Only 2.4G Wi-Fi networks are supported

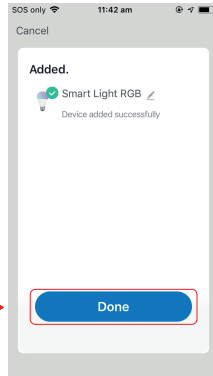
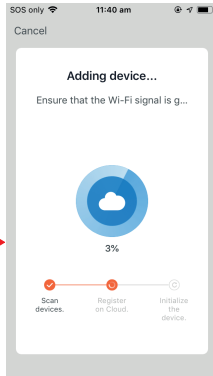
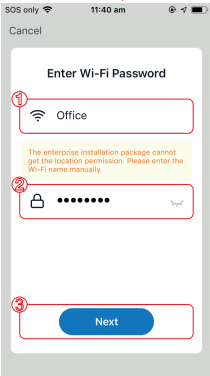
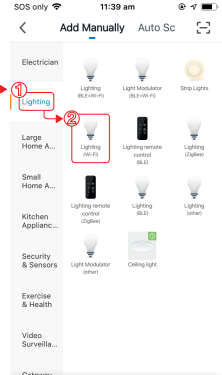
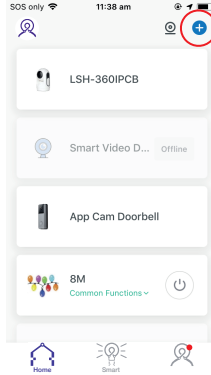
METHOD TWO

WIFI

TIP
If light not flashing turn ON/OFF 4 times



TIP: If setting up multiple lights, please connect one at a time (unplug other lights if on same switch).

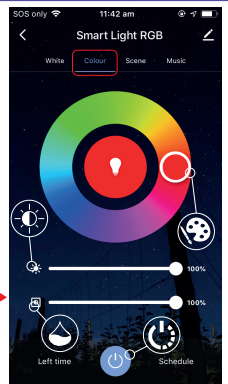

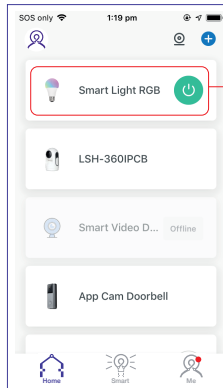


TIP
If device not found please check

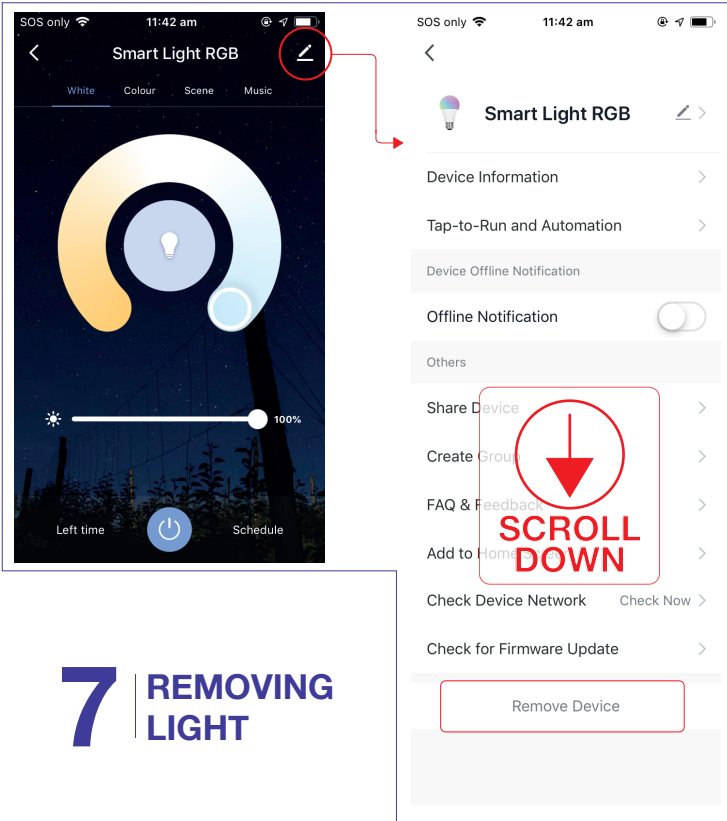
2.4GHz 5GHz

Only 2.4G Wi-Fi networks are supported


5 USING THE LIGHT



6 LIGHT SETTINGS



7 REMOVING LIGHT

For more helpful guides visit us at 

CONNECT www.youtube.com/channel/UCCYzBiADapJN55Zzp3yfvLQ



WARRANTY

Our goods come with guarantees that cannot be excluded under the Australian Consumer Law. You are entitled to a replacement or refund for a major failure and compensation for any other reasonably foreseeable loss or damage. You are also entitled to have the goods repaired or replaced if the goods fail to be of acceptable quality and the failure does not amount to a major failure.